








































Deployment Instructions - 10.1.1 – Licensed

Overview

This PDF provides deployment instructions to upgrade licensed environments from 10.1 to 10.1.1.

Target systems

Updated Services:

Host Type	Service/App	Updated	Stopped	Restarted
CQ Author	Author			
CQ Publisher	Publisher			
Connect App	CPS			
Connect App	Adobe Media Server			
Connect App	Adobe Media Administration Server			
Connect App	Telephony Service			
Connect App (TS)	Arkadin TA			
Connect App (TS)	Conference America			
Connect App (TS)	Intercall TA			
Connect App (TS)	MeetingOne TA			
Connect App (TS)	Premiere TA			
DB	DB			
FMG	FMG			

Target version: 10.1

These instructions are for licensed servers running 10.1. Please ensure the environment is appropriate for this upgrade.

1. Bill of Materials

Bits Affected by this patch from location \$CONNECT_HOME

These bits will change on all Adobe Connect servers.

/appserv/conf/presenter/viewer.FP11.11.0.0.134.swf

3. Package Preparation

(a) Copy patch to each Adobe Connect Server

(b) Backup folders

Take backup of following folders on Adobe Connect Servers:

<CONNECT_INSTALLATION_DIRECTORY>\appserv\conf\presenter\viewer.FP11.11.0.0.134.swf
--

4. Deployment

- Execute the patch files (run as administrator):
-update_10.1.0a_10.1.1.exe on each of the Adobe Connect servers. Provide the Connect Installation root directory when prompted (e.g. C:\Connect\10.1.0). The patch file execution should show success prompt on completion.

5. Rollback

- Restore backed up folders from Step 3.b