

# Deployment Instructions – Adobe Connect 9.5.1b







































## Description




Maintenance release 9.5.1b addresses performance issues with recordings created on CPS version < 7.5. All bugs resolved address escalations reported by customers.

## Target Systems

This patch is intended for all licensed clusters running Connect server version 9.5.0/9.5.1a. Please ensure the environment is appropriate for this patch. **Note:** that if the 9.5.1a patch does not apply to you, then it is not necessary to install that patch. If the 9.5.1a patch does apply to you, then you must install it first. Please see 9.5.1a patch documentation for details.

Updated Services:

Host Type	Service/App	Updated	Stopped	Restarted
Connect App	ACS			
Connect App	FMS			
Connect App	Flash Administration			
Connect App	Telephony Svc			
Connect App (TS)	Arkadin TA			
Connect App (TS)	Intercall TA			
Connect App (TS)	MeetingOne TA			
Connect App (TS)	Premiere TA			
Connect App (TS)	Premiere EMEA TA			
CQ Author	Author			
CQ Publisher	Publisher			
DB	DB			
Download	Connect Addin (Win)			n/a

Download	Connect Addin (Mac)			n/a
FMG	FMG			

## Tracking references

Fixes for the following bugs are included in this patch:

CONN-4072547	7.5 Recordings not playing in 9.5
--------------	-----------------------------------

## Bill of Materials

### Files Included

update\_9.5.1\_9.5.1b.exe

### Components

#### Adobe Connect Server

Version.txt will be appended with the following components after execution of the patch.

patch=cps\_9.5.1a\_9.5.1b

#### JRE and Tomcat

N/A

#### Producer

N/A

#### Telephony

N/A

#### FMS

N/A

## Configuration changes

N/A

## Modified Files

#### Changed ACS Files

appserv\common\images\logos\img\_logoMain.jpg

appserv\common\images\logos\login\_logo.jpg

## Deployment steps

1. **Note:** It is not necessary to stop any of the Connect Services
2. Make backups
  - a. Backup files mentioned in the "Modified Files" section to rollback changes including appserv/common/version.txt
3. Install patch for ACS
  - a. Copy the patch file **update\_9.5.1\_9.5.1b.exe** to the server on which Adobe Connect service is deployed
  - b. Right-click on **update\_9.5.1\_9.5.1b.exe** file and select to run as administrator
  - c. Confirm the location / root directory where Adobe Connect is installed
4. Verify and Repeat
  - a. Verify version.txt changes (use [http://domain\\_name/version.txt](http://domain_name/version.txt))
  - b. Repeat steps 1-5 for each server in the cluster

## Rollback Steps

**NOTE:** In order to rollback, the backup task must have been completed successfully.

1. Restore from backup the files that are listed in the "Modified Files" section